

Matter and Measurement

Scientific Method

When our hypothesis successfully predicts what will happen, we designate it as a **scientific law** – a (usually) mathematical description of “here’s what will happen.”
 A **theory** is the *explanation* for a law.

Quantitative vs. Qualitative

Qualitative = Descriptive
 Quantitative = Measured

Taking measurements of real world quantities
 The precision of the measurement is limited by the measuring device.
 You are allowed one digit of uncertainty in any measurement and no more.

Classification of matter

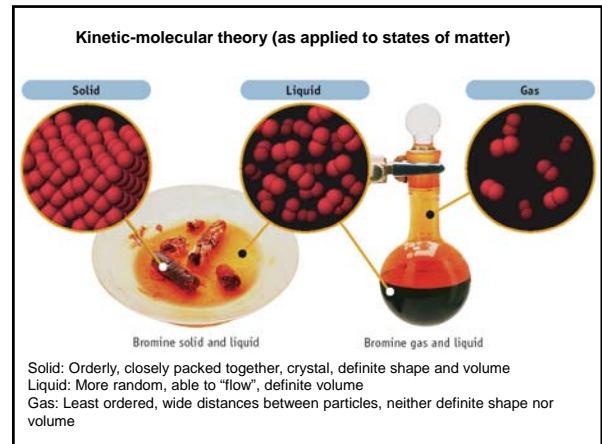
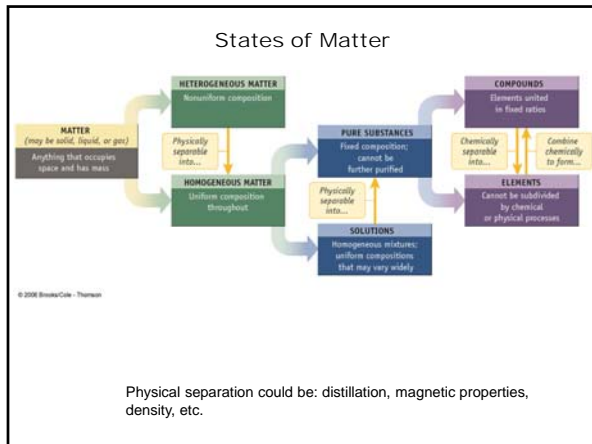
Pure substances (elements and compounds)
 Homogeneous mixtures (solutions)
 Heterogeneous mixtures

© 2008 Brooks/Cole - Thomson

- All atoms are made from protons, neutrons and electrons
- All elements are made of atoms
- All compounds (molecules) are made from elements (chemically bound)
- All Mixtures are made from combinations of elements and/or compounds (not chemically bound)

© 2008 Brooks/Cole - Thomson

Chicken Noodle Soup Heterogeneous mixture (obvious)	Whole Blood Heterogeneous mixture (not so obvious with naked eye observations)	Salt Water Solution (uniform even under high magnification)
--------------------------------------------------------	-----------------------------------------------------------------------------------	----------------------------------------------------------------



Atoms/elements (uniqueness)

Element identity determined by number of protons in the nucleus (given by the atomic number)

Ionic compound vs. molecule (covalent compound)

Physical vs. chemical properties (Table 1.1 p21)

Chemical Properties: What a substance reacts or does not react with

Property	Using the Property to Distinguish Substances
Color	Is the substance colored or colorless? What is the color and what is its intensity?
State of matter	Is it a solid, liquid, or gas? If it is a solid, what is the shape of the particles?
Melting point	At what temperature does a solid melt?
Boiling point	At what temperature does a liquid boil?
Density	What is the substance's density (mass per unit volume)?
Solubility	What mass of substance can dissolve in a given volume of water or other solvent?
Electric conductivity	Does the substance conduct electricity?
Malleability	How easily can a solid be deformed?
Ductility	How easily can a solid be drawn into a wire?
Viscosity	How easily will a liquid flow?

Extensive vs. intensive properties

Intensive - Properties that do not depend on the amount of the matter present.

- Color
- Odor
- Luster - How shiny a substance is.
- Malleability - The ability of a substance to be beaten into thin sheets.
- Ductility - The ability of a substance to be drawn into thin wires.
- Conductivity - The ability of a substance to allow the flow of energy or electricity.
- Hardness - How easily a substance can be scratched.
- Melting/Freezing Point - The temperature at which the solid and liquid phases of a substance are in equilibrium at atmospheric pressure.
- Boiling Point - The temperature at which the vapor pressure of a liquid is equal to the pressure on the liquid (generally atmospheric pressure).
- Density - The mass of a substance divided by its volume

$$D = \frac{m}{V}$$

Extensive - Properties that do depend on the amount of matter present.

- Mass - A measurement of the amount of matter in an object (grams).
- Weight - A measurement of the gravitational force of attraction of the earth acting on an object.
- Volume - A measurement of the amount of space a substance occupies.
- Length

SI units and prefixes

Table 1.2 Some SI Base Units

Measured Property	Name of Unit	Abbreviation
Mass	kilogram	kg
Length	meter	m
Time	second	s
Temperature	kelvin	K
Amount of substance	mole	mol
Electric current	ampere	A

© 2008 Brooks/Cole - Thomson

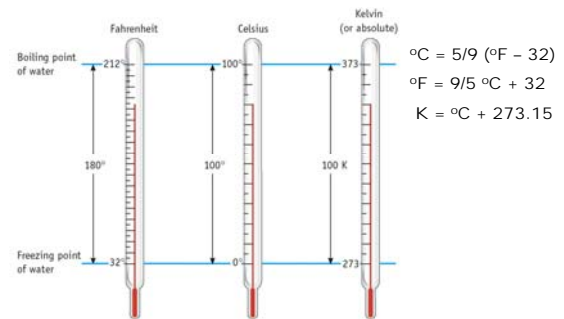
Remember L and mL are not SI base units

Table 1.3 Selected Prefixes Used in the Metric System

Prefix	Abbreviation	Meaning	Example
mega-	M	10^6 (million)	1 megaton = 1×10^6 tons
kilo-	k	10^3 (thousand)	1 kilogram (kg) = 1×10^3 g
deci-	d	10^{-1} (tenth)	1 decimeter (dm) = 1×10^{-1} m
centi-	c	10^{-2} (one hundredth)	1 centimeter (cm) = 1×10^{-2} m
milli-	m	10^{-3} (one thousandth)	1 millimeter (mm) = 1×10^{-3} m
micro-	μ	10^{-6} (one millionth)	1 micrometer (μ m) = 1×10^{-6} m
nano-	n	10^{-9} (one billionth)	1 nanometer (nm) = 1×10^{-9} m
pico-	p	10^{-12}	1 picometer (pm) = 1×10^{-12} m
femto-	f	10^{-15}	1 femtometer (fm) = 1×10^{-15} m

© 2008 Brooks/Cole - Thomson

Temperature scales and conversions



© 2008 Brooks/Cole - Thomson

Precision, accuracy and experimental error (percent error)



Neither precise nor accurate



Precise but not accurate



Both precise and accurate

© 2008 Brooks/Cole - Thomson

Scientific (exponential) notation

Prefix	Symbol	Factor
tera	T	10^{12}
giga	G	10^9
mega	M	10^6
kilo	k	10^3
hecto	h	10^2
deci	d	10^{-1}
centi	c	10^{-2}
milli	m	10^{-3}
micro	μ	10^{-6}
nano	n	10^{-9}
pico	p	10^{-12}
femto	f	10^{-15}

$$10^0 = 1$$

$$10^1 = 10$$

$$10^2 = 100$$

$$10^3 = 1000$$

$$10^6 = 10 \times 10 \times 10 \times 10 \times 10 \times 10$$

$$= 1 \text{ million}$$

$$10^{-1} = \frac{1}{10} = 0.1$$

$$10^{-2} = \frac{1}{100} = 0.01$$

$$10^{-3} = \frac{1}{1000} = 0.001$$

Make sure to enter exponential notation correctly on your calculator!
 E.g. [5][.][3][][EE][6]
 = 5.3×10^6

Significant figures

Example	Number of Significant Figures
1.23	3; all nonzero digits are significant.
0.00123 g	3; the zeros to the left of the 1 (the first significant digit) simply locate the decimal point. To avoid confusion, write numbers of this type in scientific notation; thus, $0.00123 = 1.23 \times 10^{-3}$.
2.040 g	4; when a number is greater than 1, all zeros to the right of the decimal point are significant.
0.02040 g	4; for a number less than 1, only zeros to the right of the first nonzero digit are significant.
100 g	1; in numbers that do not contain a decimal point, "trailing" zeros may or may not be significant. The practice followed in this book is to include a decimal point if the zeros are significant. Thus, 100. is used to represent three significant digits, whereas 100 has only one significant digit. To avoid confusion, an alternative method is to write numbers in scientific notation because all digits are significant when written in scientific notation. Thus, 1.00×10^2 has three significant digits, whereas 1×10^2 has only one significant digit.
100 cm/m	Infinite number of significant digits. This is a <i>defined quantity</i> . Defined quantities do not limit the number of significant figures in a calculated result.
$\pi = 3.1415926$	The value of certain constants such as π is known to a greater number of significant figures than you will ever use in a calculation.

© 2008 Brooks/Cole - Thomson

Computations

Addition/Subtraction:

The result of an addition and/or subtraction may contain only as many decimal digits as the number with the fewest decimal digits in the computation.

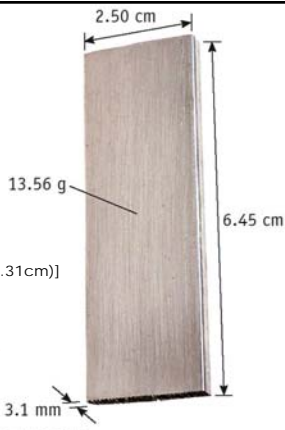
Multiplication/Division:

The result of a multiplication and/or division may contain only as many significant digits and the number with the fewest total significant digits in the computation.

When performing multiple computations, try to avoid intermediate rounding as this tends to compound the errors in your result.

Dimensional analysis

Determine the density of the bar to the correct number of significant digits in units of kilograms/m³.



Answer:

$$[13.56\text{g} / (2.50\text{cm} \times 6.45\text{cm} \times 0.31\text{cm})] \times (1\text{ kg} / 1,000\text{g})(100\text{cm} / 1\text{m})^3$$

$$= 2712.67816... = 2.7 \times 10^3 \text{kg/m}^3$$

© 2008 Brooks/Cole - Thomson

Example:

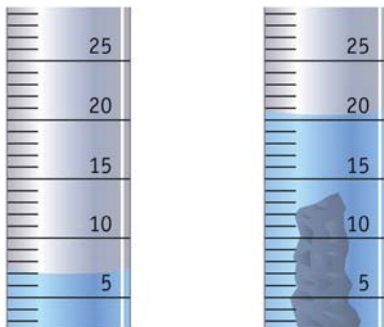
Perform the following computation to the correct number of significant digits:

$$(2.763 + 4.7 - 1.113) / 6.775$$

Answer:

$$6.35 / 6.775 = .93726937... = 9.4 \times 10^{-1}$$

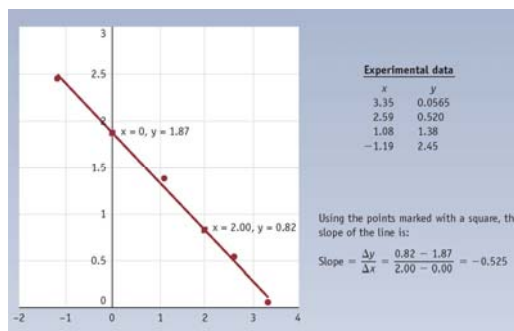
Given the water displacement of the object, if the density of the sample is 1.75 kg/dm³, determine the mass (in grams) of the object to the correct number of significant digits.



Answer: $1.75 \text{ kg/dm}^3 (1\text{dm}^3/1,000\text{mL})(1,000\text{g}/1\text{kg})(20.3\text{mL} - 7.0\text{mL})$
 $= 23.275\text{g} = 23.3\text{g}$

© 2008 Brooks/Cole - Thomson

Graphing



© 2008 Brooks/Cole - Thomson